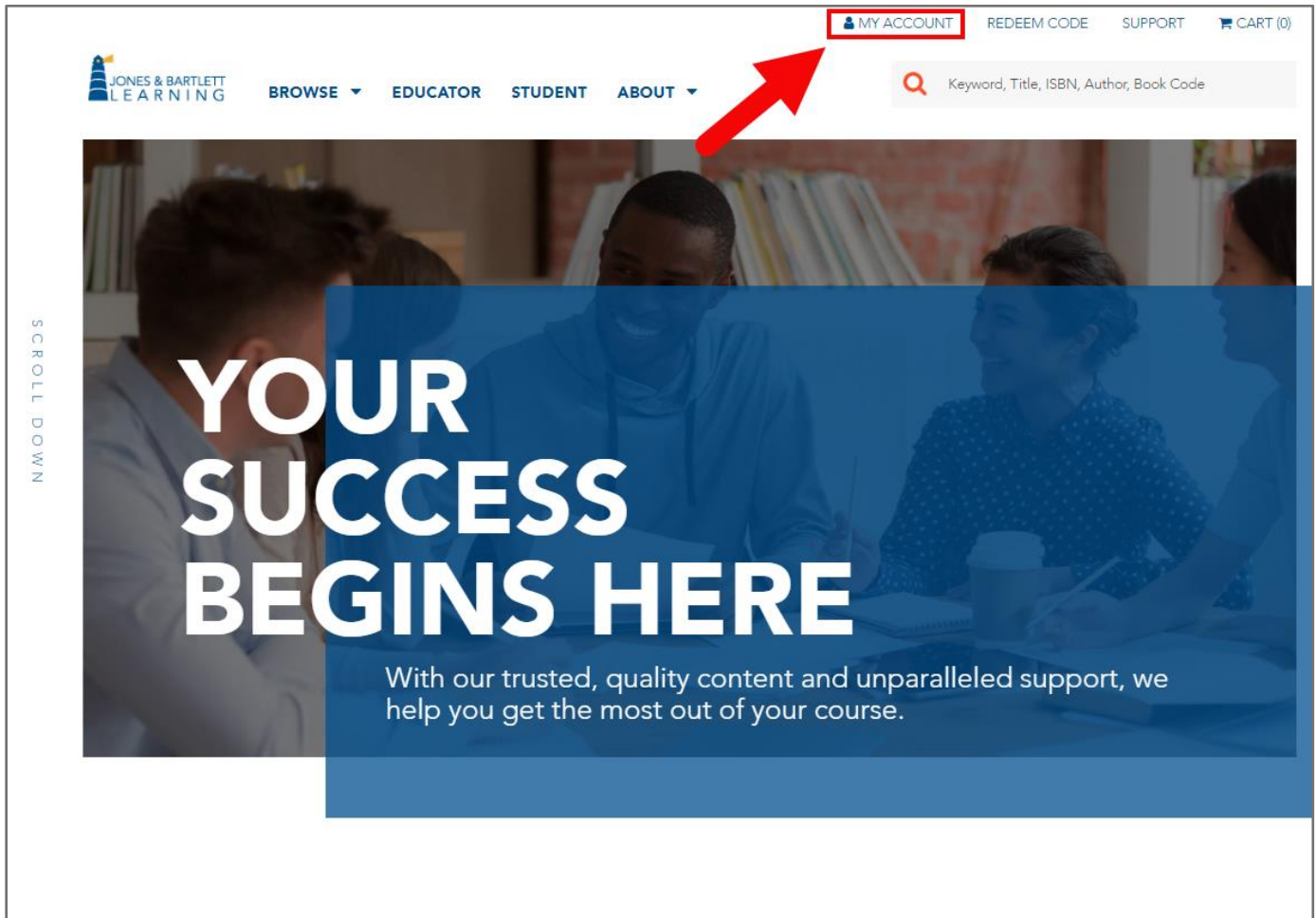


How to Redeem an Access Code within an Existing Account

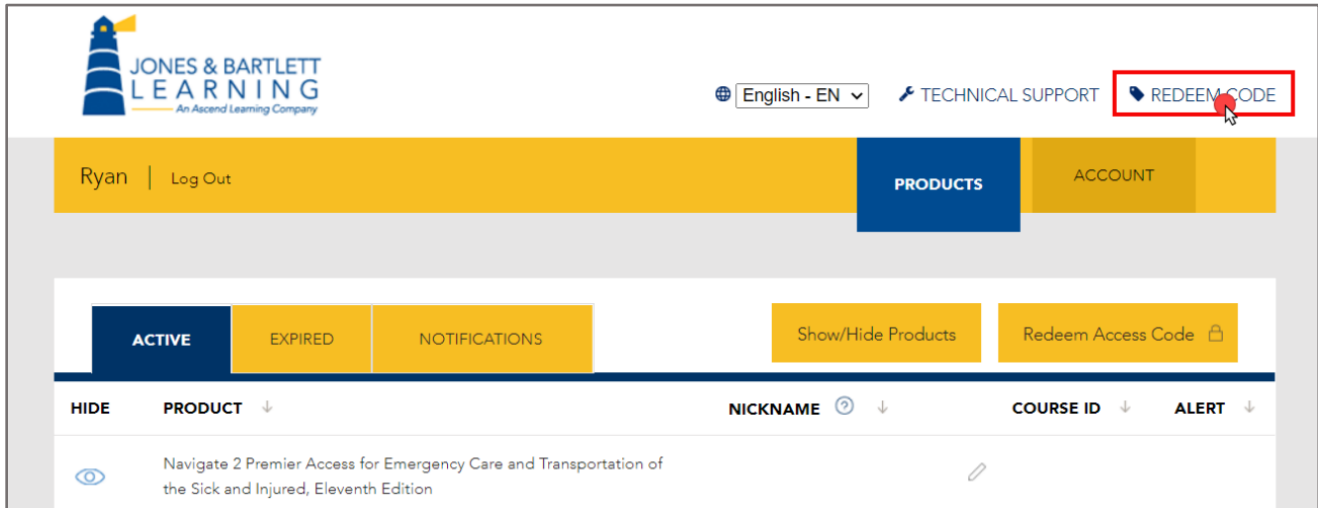
This document contains instructions for redeeming a Jones & Bartlett Learning access code within an existing User Account online.

1. Begin by navigating to www.jblearning.com. Click on the **My Account** link at the top of the page, and login to your User Account using your current user credentials.

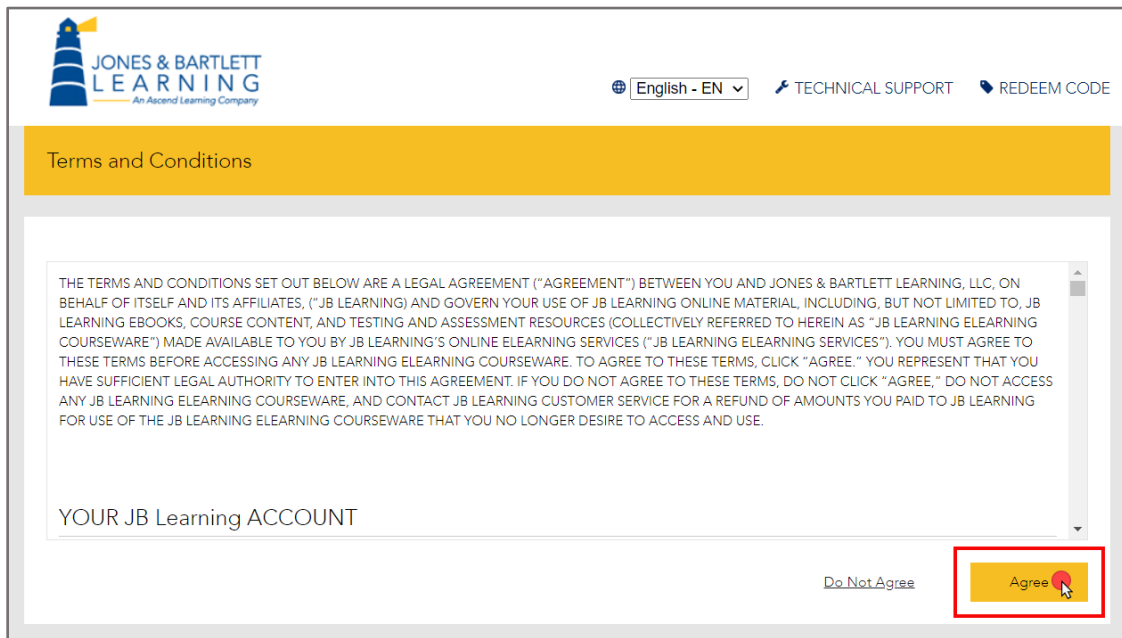


Technical Support: www.jblearning.com/techsupport | support@jblearning.com | 1-978-443-5000 | M-F 8:30am – 8:00pm

2. Once you have logged into your account, click on the **Redeem Code** option at the top right of the page.

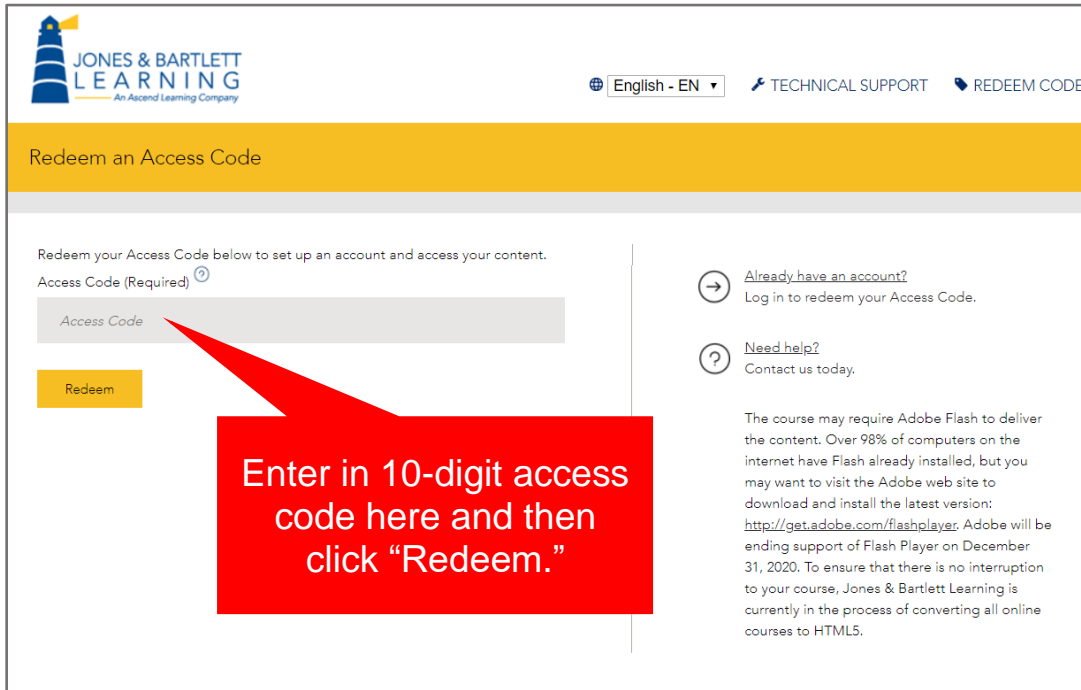


3. Proceed by reading the Terms and Conditions page that opens. Scroll down as needed, then click the **Agree** button to continue.



Technical Support: www.jblearning.com/techsupport | support@jblearning.com | 1-978-443-5000 | M-F 8:30am – 8:00pm

4. The **Redeem an Access Code** page opens where you must enter your 10-digit code in the **Access Code** field, then click the **Redeem** button.



The screenshot shows the 'Redeem an Access Code' page. At the top left is the Jones & Bartlett Learning logo. At the top right are links for 'English - EN', 'TECHNICAL SUPPORT', and 'REDEEM CODE'. The main heading is 'Redeem an Access Code'. Below this, there is a sub-heading 'Redeem your Access Code below to set up an account and access your content.' followed by 'Access Code (Required)'. A text input field labeled 'Access Code' is present, with a red callout box pointing to it containing the text: 'Enter in 10-digit access code here and then click "Redeem."' Below the input field is a yellow 'Redeem' button. To the right of the input field, there are two help links: 'Already have an account?' with a right arrow icon and 'Need help?' with a question mark icon. At the bottom right, there is a paragraph of text regarding Adobe Flash support.

English - EN TECHNICAL SUPPORT REDEEM CODE

Redeem an Access Code

Redeem your Access Code below to set up an account and access your content.

Access Code (Required) [?]

Access Code

Redeem

Already have an account?
Log in to redeem your Access Code.

Need help?
Contact us today.

The course may require Adobe Flash to deliver the content. Over 98% of computers on the internet have Flash already installed, but you may want to visit the Adobe web site to download and install the latest version: <http://get.adobe.com/flashplayer>. Adobe will be ending support of Flash Player on December 31, 2020. To ensure that there is no interruption to your course, Jones & Bartlett Learning is currently in the process of converting all online courses to HTML5.

Technical Support: www.jblearning.com/techsupport | support@jblearning.com | 1-978-443-5000 | M-F 8:30am – 8:00pm

5. The code is processed, and a new optional **Course ID** field will open if applicable. Course IDs are required in the event you are enrolling in an instructor-led course.
- If you know your course ID at this time, you may enter it in the **Course ID** field provided.
 - If not, you may leave it blank and click the Continue button as you can enroll in your course ID at any time.
 - If your access code has unlocked multiple products requiring course IDs, this page will not appear, and you will instead be directed to the page in the next step (#6). The option for entering your course IDs is covered in Step 9c of this document.

Redeem an Access Code

If you have your Course ID enter it now, or leave this field blank and enter it after you have registered.

Redeem your Access Code below to set up an account and access your content.

Access Code (Required) ⓘ

Course ID (Optional) ⓘ

If applicable, you may enter in your course ID at this time. Course IDs must be retrieved from your instructor. Course IDs can also be added to your product later.

[Already have an account?](#)
Log in to redeem your Access Code.

[Need help?](#)
Contact us today.

The course may require Adobe Flash to deliver the content. Over 98% of computers on the internet have Flash already installed, but you may want to visit the Adobe web site to download and install the latest version: <http://get.adobe.com/flashplayer>. Adobe will be ending support of Flash Player on December 31, 2020. To ensure that there is no interruption to your course, Jones & Bartlett Learning is currently in the process of converting all online courses to HTML5.

6. Your account's **Products** page will automatically refresh, displaying your new product and Course ID if applicable.

HIDE	PRODUCT	NICKNAME	COURSE ID	ALERT
	Navigate 2 Essentials Access for Emergency Care and Transportation of the Sick and Injured, Eleventh Edition		a7223c	

7. Click on the product name to open it. This takes you to a launch page for the first time, displaying various options depending on your product type.
- If you are accessing a standalone eBook or self-paced course, or if you previously entered your course ID during registration, you may click the red **LAUNCH** button to begin using your product.

ENROLLMENT DETAILS:
Instructor Name: Ian Giddings
Course ID: 22d77
Redemption Date: 5/26/2020

LAUNCH

Back to Products

Technical Support: www.jblearning.com/techsupport | support@jblearning.com | 1-978-443-5000 | M-F 8:30am – 8:00pm

- b. If you are accessing digital content independently and do not need to enroll in an instructor-led course, click the **LAUNCH Open Enrollment Course** button.

The screenshot displays the Jones & Bartlett Learning website interface. At the top left is the logo for Jones & Bartlett Learning, an Ascend Learning Company. To the right of the logo are links for 'English - EN', 'TECHNICAL SUPPORT', and 'REDEEM CODE'. Below the logo is a navigation bar with 'Ryan | Log Out', 'PRODUCTS', and 'ACCOUNT' buttons. The main content area features the title 'Navigate 2 Premier Access for Emergency Care and Transportation of the Sick and Injured, Eleventh Edition'. Underneath, the 'ENROLLMENT DETAILS' section shows 'Instructor Name: Open Enrollment' and 'Course ID: -'. A 'Redemption Date: 5/6/2020' is also displayed. A green arrow points from the redemption date to a red button labeled 'LAUNCH Open Enrollment Course'. Below this is another red button labeled 'LAUNCH Instructor Led Course' and a grey button labeled 'Enter Course ID'. At the bottom left, there is a 'Back to Products' button.

Technical Support: www.jblearning.com/techsupport | support@jblearning.com | 1-978-443-5000 | M-F 8:30am – 8:00pm



- c. If you are enrolling in an instructor-led course and have not yet entered a course ID, you may use the gray **Enter Course ID** button on this page to enter the course ID and enroll in your course. If you don't know your course ID, please consult your instructor or course administrator.

The screenshot displays the Jones & Bartlett Learning interface. At the top left is the logo for Jones & Bartlett Learning, an Ascend Learning Company. To the right, there are links for 'English - EN', 'TECHNICAL SUPPORT', and 'REDEEM CODE'. Below this is a navigation bar with 'Ryan | Log Out', 'PRODUCTS', and 'ACCOUNT'. The main content area features the course title 'Navigate 2 Premier Access for Emergency Care and Transportation of the Sick and Injured, Eleventh Edition'. Under 'ENROLLMENT DETAILS', it lists 'Instructor Name: Open Enrollment' and 'Course ID: -'. A 'Redemption Date: 5/6/2020' is also shown. Three buttons are present: a red 'LAUNCH Open Enrollment Course' button, a red 'LAUNCH Instructor Led Course' button, and a gray 'Enter Course ID' button. A green arrow points to the 'Enter Course ID' button. At the bottom left, there is a 'Back to Products' button.

Technical Support: www.jblearning.com/techsupport | support@jblearning.com | 1-978-443-5000 | M-F 8:30am – 8:00pm

